

Finnish Open Rifle 2011

STAGE 1

Type : Medium course

Scoring: Comstock

Procedure:

Procedure: After the start signal the shooter engages all targets as they become visible while staying inside the defined area.

Targets: 6 IPSC target

Minimum shots: 12

Maximum points: 60


Rifle ready Condition:

Start position: Normal standing in defined area.
Gun loaded.

Time Starts: : audible signal

Shooting distance: 150 m

Penalties: as per current edition of IPSC Rules



Finnish Open Rifle 2011

STAGE 2

Type : Short course

Scoring: Comstock

Procedure:

Procedure: After the start signal the shooter engages all targets as they become visible while staying inside the defined area.

Targets: 5 IPSC target

Minimum shots: 10

Maximum points: 50

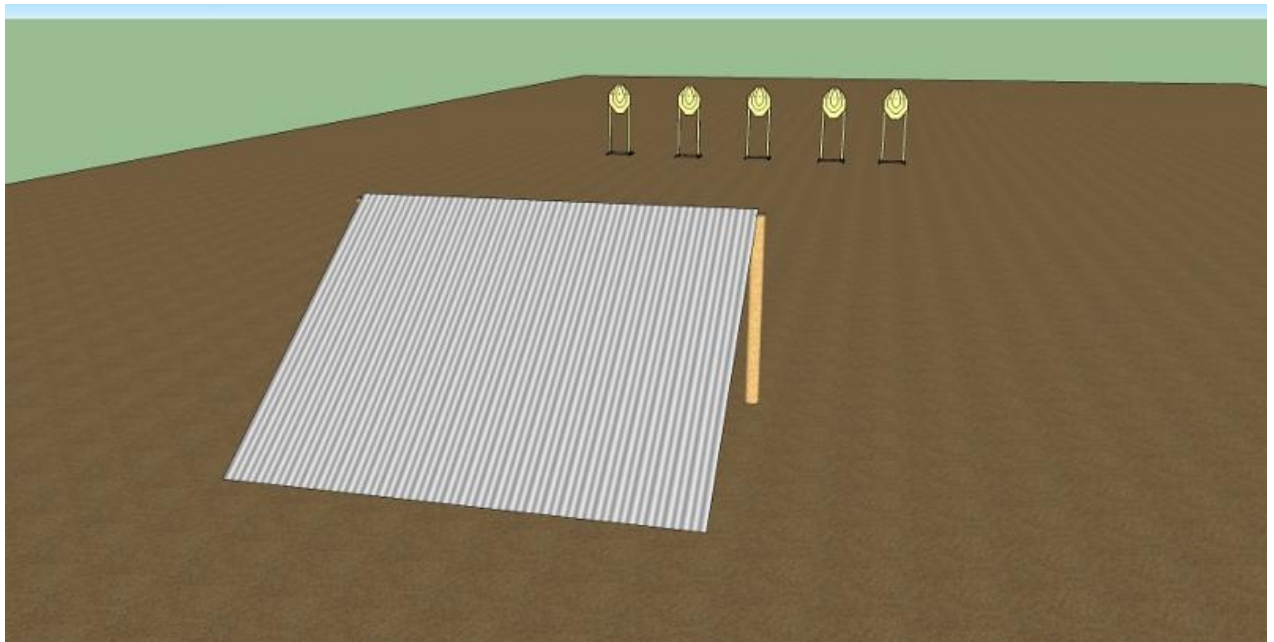
Rifle ready Condition: 1

Start position: Laying at roof

Time Starts: audible signal

Shooting distance: 150 m

Penalties: as per current edition of IPSC Rules



Finnish Open Rifle 2011

STAGE 3

Type : Short course

Scoring: Comstock

Procedure:

Procedure: After the start signal the shooter engages all targets as they become visible while staying inside the defined area.

Targets: 5 IPSC target

Minimum shots: 10

Maximum points: 50


Rifle ready Condition: 1

Start position: Normal standing in defined area.

Time Starts: audible signal

Shooting distance: 150 m

Penalties: as per current edition of IPSC Rules



Finnish Open Rifle 2011

STAGE 4

Type : Short course

Scoring: Comstock

Procedure:

Procedure: After the start signal the shooter engages all targets as they become visible while staying inside the defined area.

Targets: 5 IPSC target

Minimum shots: 10

Maximum points: 50


Rifle ready Condition: 1

Start position: Normal standing in defined area.

Time Starts: audible signal

Shooting distance: 150 m

Penalties: as per current edition of IPSC Rules



Finnish Open Rifle 2011

STAGE 5

Type : Medium course

Scoring: Comstock

Procedure:

Procedure: After the start signal the shooter engages all targets as they become visible while staying inside the defined area.

Targets: 10 IPSC target

Minimum shots: 20

Maximum points: 100

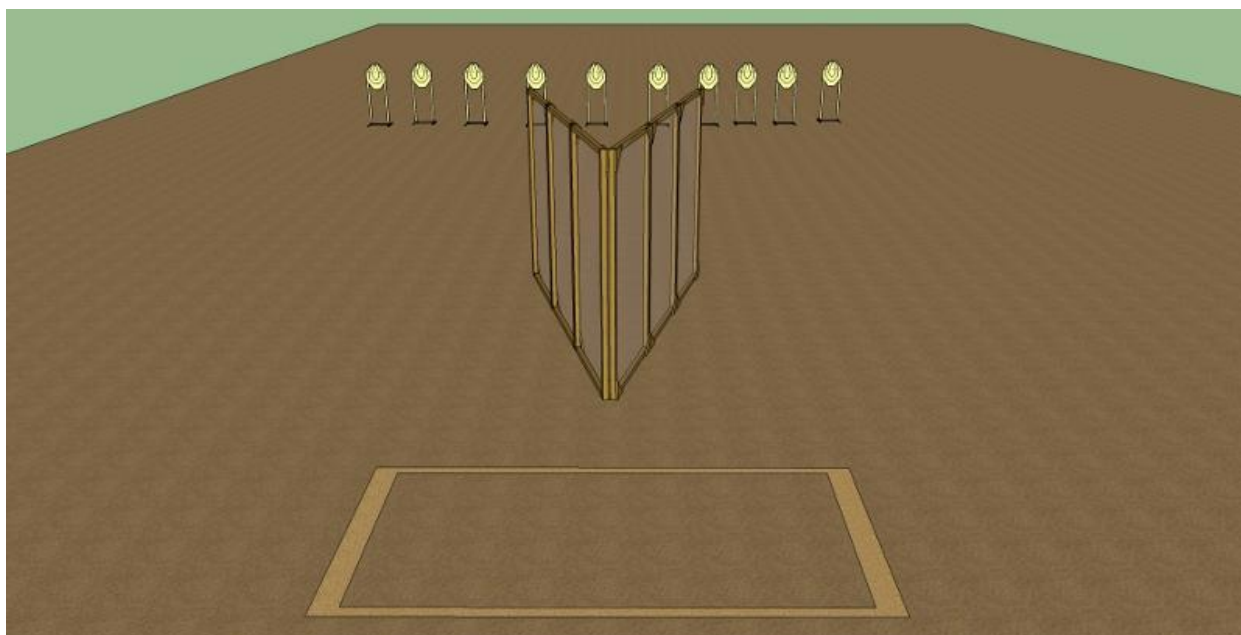
Rifle ready Condition: 1

Start position: Normal standing in defined area.

Time Starts: audible signal

Shooting distance: 300 m

Penalties: as per current edition of IPSC Rules



Finnish Open Rifle 2011

STAGE 6

Type : Short course

Scoring: Comstock

Procedure:

Procedure: After the start signal the shooter engages all targets as they become visible while staying inside the defined area.

Shooter can Choose one shootingaid before starting and put it to X-marked place

Targets: 5 IPSC target

Minimum shots: 10

Maximum points: 50


Rifle ready Condition: 1

Start position: Normal standing in defined area.

Time Starts: audible signal

Shooting distance: 300 m

Penalties: as per current edition of IPSC Rules



Finnish Open Rifle 2011

STAGE 7

Type : Short course

Scoring: Comstock

Procedure:

Procedure: After the start signal the shooter start sledge and engages all targets as they become visible while staying inside the defined area. Target at sledge are disappearing. Sledge triggers two targets at right to visibly

Targets: 5 IPSC target

Minimum shots: 10

Maximum points: 50


Rifle ready Condition: Gun laying flat on the table option 3

Start position: Normal standing in defined area.

Time Starts: audible signal

Shooting distance: 40 m

Penalties: as per current edition of IPSC Rules



Finnish Open Rifle 2011

STAGE 8

Type : Medium course

Scoring: Comstock

Procedure:

Procedure: After the start signal the shooter engages all targets as they become visible while staying inside the defined area.

Targets: 7 IPSC target

Minimum shots: 14

Maximum points: 70

Rifle ready Condition: Option 1

Start position: Normal standing in defined area.

Time Starts: audible signal

Shooting distance: 2-40 m

Penalties: as per current edition of IPSC Rules



Finnish Open Rifle 2011

STAGE 9

Type : Long Course

Scoring: Comstock

Procedure:

Procedure: After the start signal the shooter engages all targets as they become visible while staying inside the defined area.

Targets: 14 IPSC target

Minimum shots: 28

Maximum points: 140


Rifle ready Condition: 1

Start position: Normal standing in defined area.

Time Starts: audible signal

Shooting distance: 20-140 m

Penalties: as per current edition of IPSC Rules



Finnish Open Rifle 2011

STAGE 10

Type : Long course

Scoring: Comstock

Procedure:

Procedure: After the start signal the shooter engages all targets as they become visible while staying inside the defined area.

Metal target must turn down to score

Targets: 15 metal target

Minimum shots: 15

Maximum points: 75


Rifle ready Condition: 1

Start position: Normal standing in defined area.

Time Starts: audible signal

Shooting distance: 56-100 m

Penalties: as per current edition of IPSC Rules



Finnish Open Rifle 2011

STAGE 11

Type : Long course
Scoring: Comstock

Procedure:
Procedure: After the start signal the shooter engages all targets as they become visible while staying inside the defined area.

Targets: 17 IPSC target
Minimum shots: 34
Maximum points: 170
Rifle ready Condition: 1
Start position: Normal standing in defined area.
Time Starts: audible signal
Shooting distance: 10-15 m
Penalties: as per current edition of IPSC Rules



Finnish Open Rifle 2011

STAGE 12

Type : Long course

Scoring: Comstock

Procedure:

Procedure: After the start signal the shooter engages all targets as they become visible while staying inside the defined area.

Metal target must turn down to score

Targets: 16 mini Pepper Popper

Minimum shots: 16

Maximum points: 80

Rifle ready Condition: 1

Start position: Normal standing in defined area.

Time Starts: audible signal

Shooting distance: 65-125 m

Penalties: as per current edition of IPSC Rules

