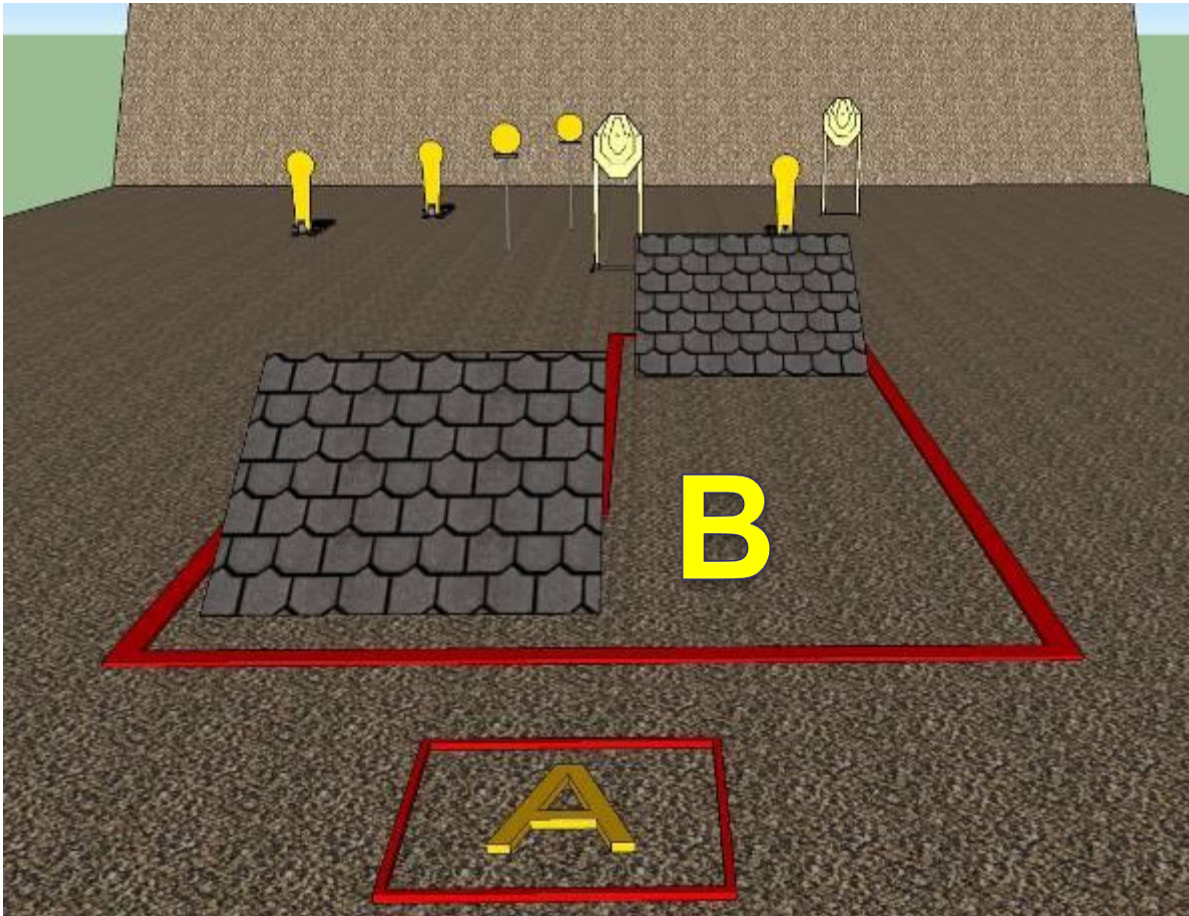




Stage 1.



Type: short Course

Scoring: Comstock Course

Targets: 2 IPSC, 3 pepper popper, 2 plates

Minimum shots: 9

Maximum points: 45

Start position: Normal standing in area A. Gun loaded and holstered.

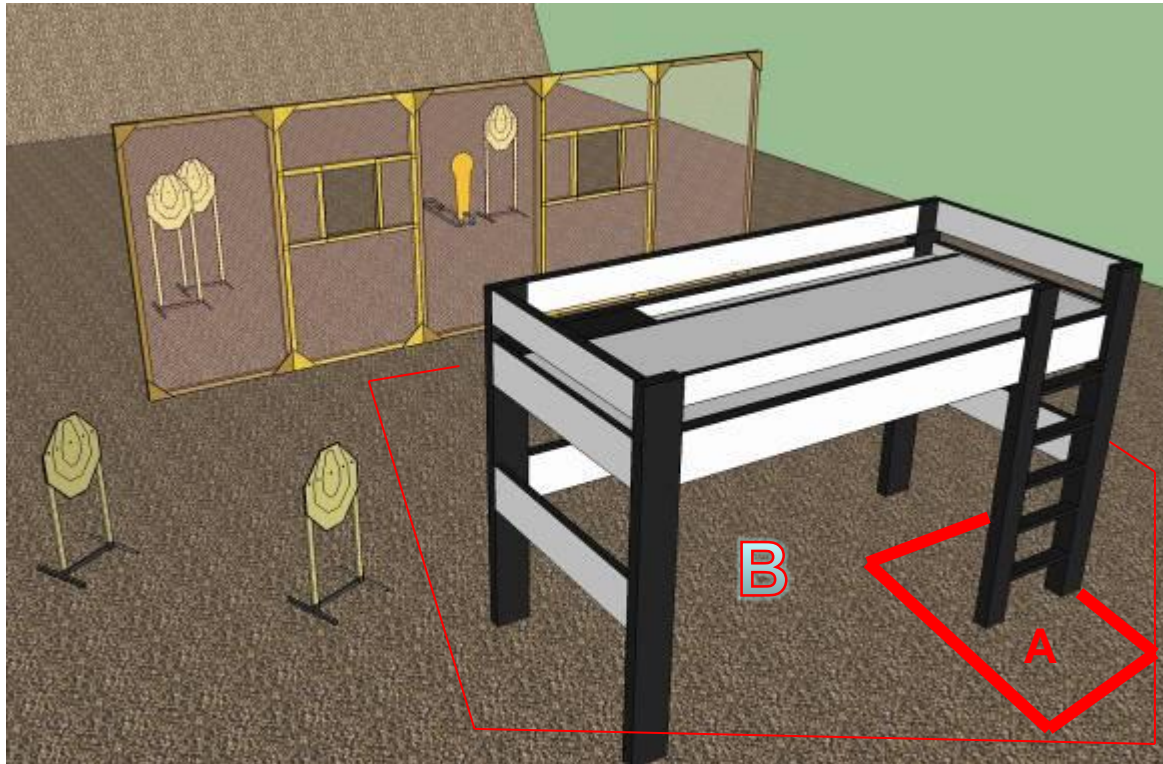
Start: Audible signal

Stop: Last shot fired

Procedure: After the start signal the shooter engages all targets as they become visible while staying inside area B. Metal target must turn down to score.



Stage 2



Type: short Course

Scoring: Comstock Course

Targets: 5 IPSC, 1 popper

Minimum shots: 11

Maximum points: 55

Start position: Standing on stairs in area A.
Gun loaded on the bed.

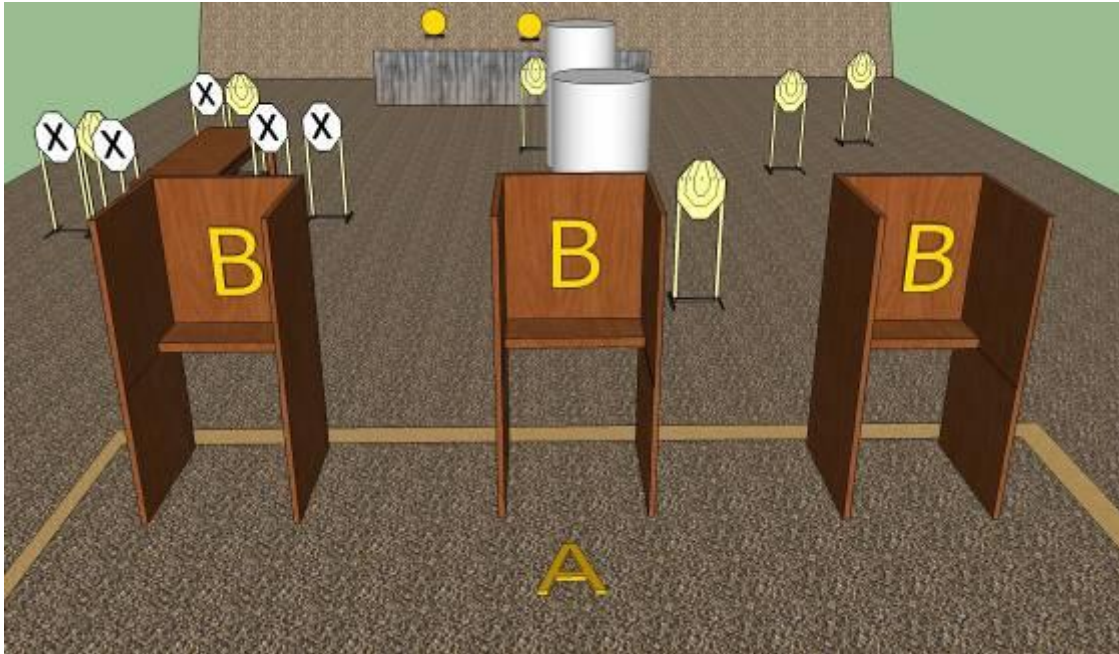
Start: Audible signal

Stop: Last shot fired

Procedure: After the start signal the shooter engages all targets as they become visible staying inside area B. Metal target must turn down to score.



Stage 3



Type: Medium Course

Scoring: Comstock Course

Targets: 6 IPSC target, 2 plates

Minimum shots: 14

Maximum points: 70

Start position: Standing inside some of box B in area A. Gun loaded and holstered.

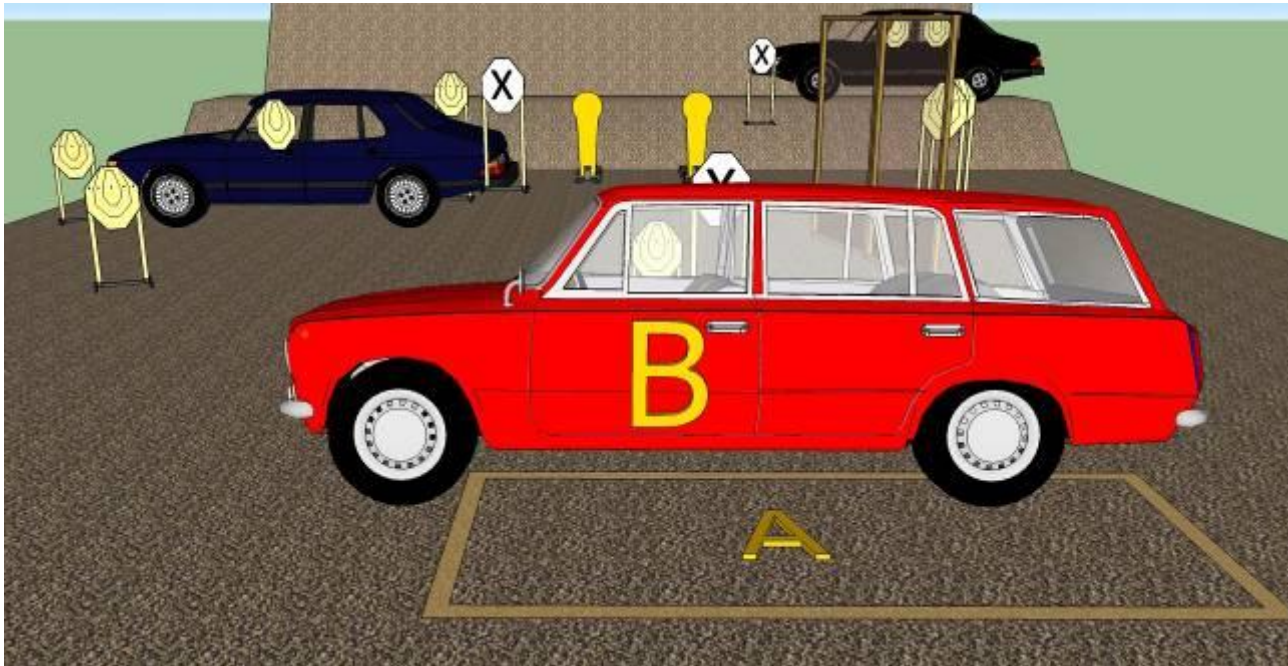
Start: Audible signal

Stop: Last shot fired

Procedure: : After the start signal the shooter engages all targets as they become visible while staying inside area A. Metal target must turn down to score.



Stage 4



Type: Medium Course

Scoring: Comstock Course

Targets: 9 IPSC, 2 popper

Minimum shots: 20

Maximum points: 100

Start position: Kenelling in area A. Gun loaded under car B

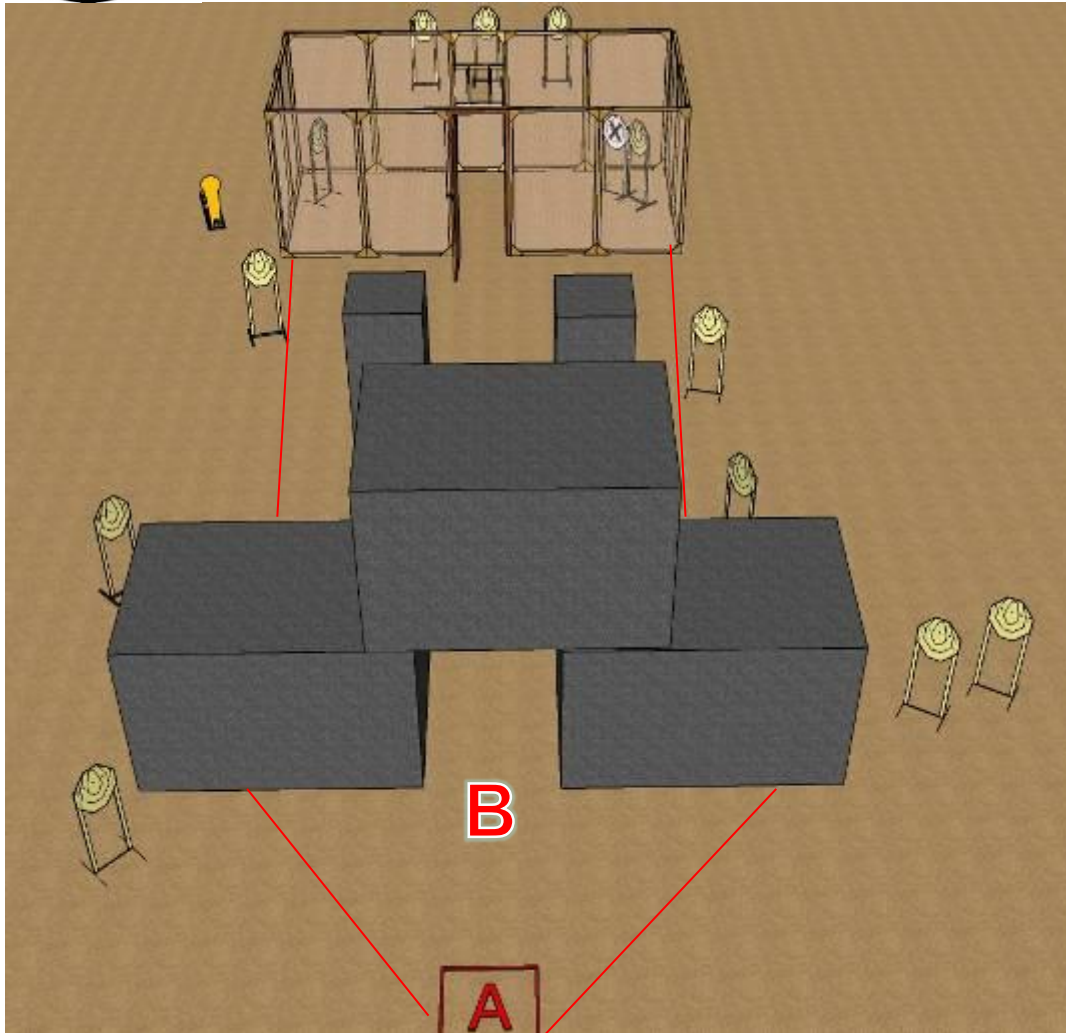
Start: Audible signal

Stop: Last shot fired

Procedure: After the start signal the shooter engages all targets as they become visible. Metal target must turn down to score. T8 and T9 moving after popper 1 is turn down.



Stage 5



Type: Long Course

Scoring: Comstock Course

Targets: 12 IPSC target, 1 popper

Minimum shots: 25

Maximum points: 125

Start position: Standing inside in area A. Gun loaded and holstered.

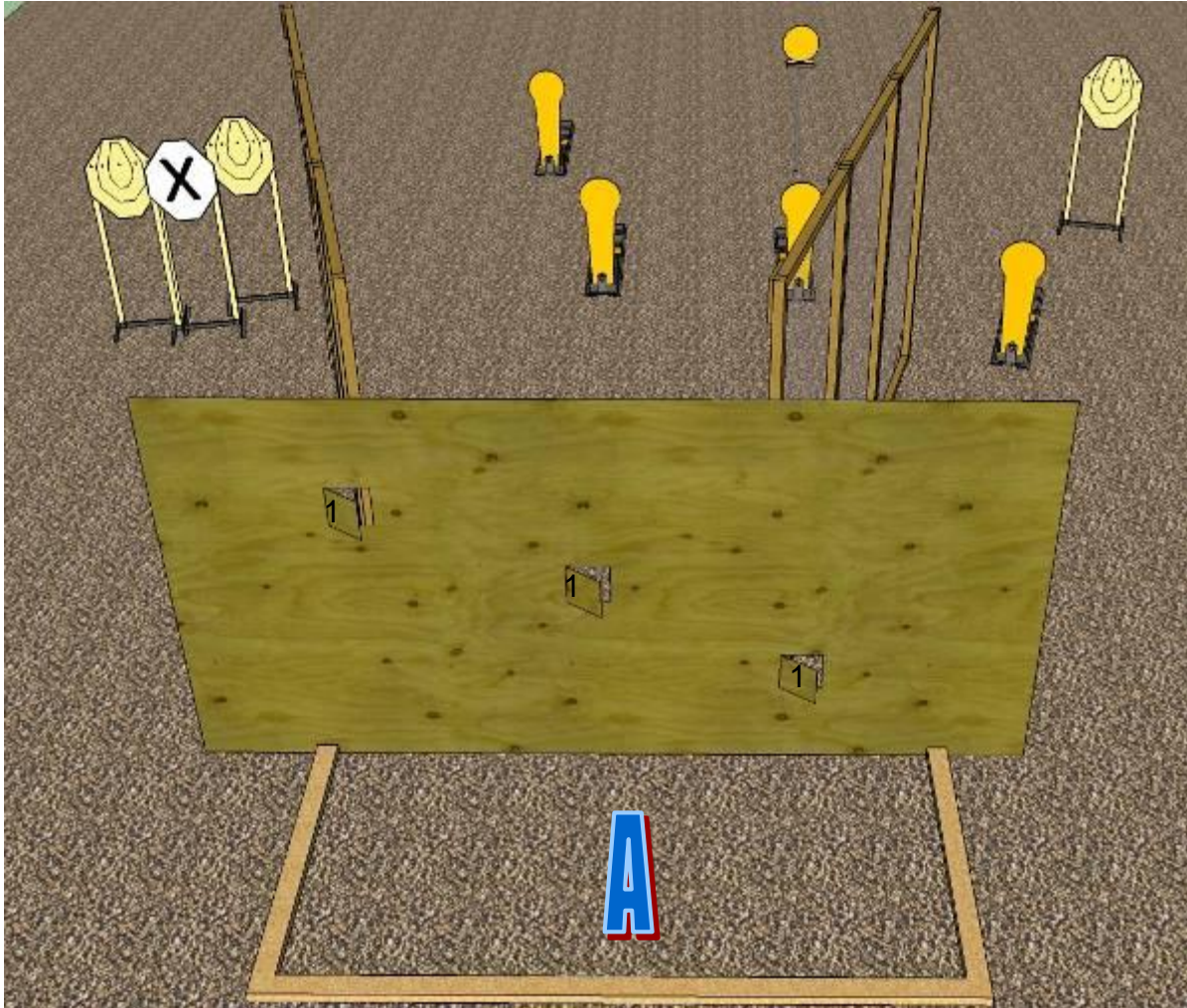
Start: Audible signal

Stop: Last shot fired

Procedure: : After the start signal the shooter engages all targets as they become visible while staying inside area B. Metal target must turn down to score.



Stage 6



Type: short Course

Scoring: Comstock Course

Targets: 3 IPSC, 4 popper, 1 plates

Minimum shots: 11

Maximum points: 55

Start position: Normal standing in area A.
Gun loaded and holstered.


Start: Audible signal

Stop: Last shot fired

Procedure: After the start signal the shooter engages all targets as they become visible while staying inside area A. Metal target must turn down to score. Hatch n:o 1 are open.



Stage 7



Type: short Course

Scoring: Comstock Course

Targets: 4 IPSC, 1 popper, 1 plates

Minimum shots: 10

Maximum points: 50

Start position: Normal standing in area A. Gun loaded and holstered.

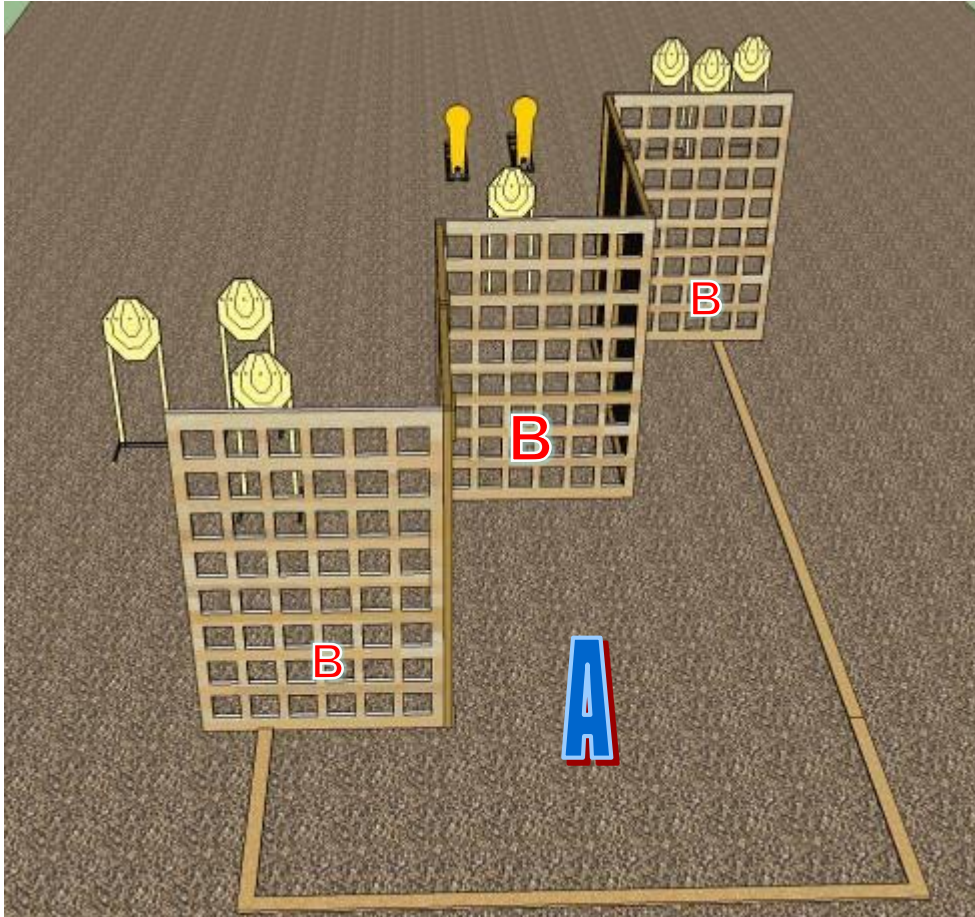
Start: Audible signal

Stop: Last shot fired

Procedure: After the start signal the shooter engages all targets as they become visible while staying inside area A. Metal target must turn down to score. Hatch n:o 2 are open.



Stage 8



Type: Medium Course

Scoring: Comstock Course

Targets: 7 IPSC, 2 popper

Minimum shots: 16

Maximum points: 80

Start position: Normal standing in area A. Gun loaded and holstered.

Start: Audible signal

Stop: Last shot fired

Procedure: After the start signal the shooter engages all targets as they become visible while staying inside area A. Metal target must turn down to score. Barricade B are soft cover.